



**GAMES**

Guia da Plataforma

## Conteúdos

Bem-vindo .....	2
Sobre o projecto .....	2
Sobre o E-curso de ID GAMES .....	2
Guia .....	2
Inscrição.....	3
Login .....	5
Página inicial.....	6
Página do módulo.....	8
Painel de instrumentos.....	9
Perfil .....	10
Perfil .....	10
Classificações .....	10
Mensagens .....	11
Preferências.....	11

## Bem-vindo

### Sobre o projecto

O projecto "ID GAMES" baseia-se na crença de que cada pessoa deve ter a oportunidade de ser aceite, valorizada e ter oportunidades iguais para desenvolver as suas capacidades e personalidade. A inclusão social das pessoas com deficiência, são os principais objectivos do projecto "ID GAMES" que propõe uma nova metodologia de laboratórios de vida participativa para a inclusão de pessoas com deficiência intelectual através da co-criação de jogos nas comunidades locais.

Além disso, o ID GAMES capacita as competências práticas, cognitivas e sociais das pessoas com deficiência intelectual através de 6 jogos sérios que foram criados com a sua participação desde a ideia conceptual até ao aperfeiçoamento. Finalmente, reforça as aptidões e competências dos formadores de pessoas com deficiência intelectual, profissionais relevantes, prestadores de cuidados e organizações que os abordam através deste E-course.

### Sobre o E-curso de ID GAMES

Este curso electrónico é o culminar dos esforços do projecto ID GAMES. É dirigido a formadores, prestadores de cuidados e pessoas da comunidade local que estejam interessadas na inclusão e capacitação de pessoas com deficiências intelectuais. O curso guiará os participantes em todos os passos para compreender as necessidades das pessoas com deficiência intelectual, aprendendo a implementar a metodologia inovadora dos laboratórios vivos de co-criação participativa de jogos, bem como a utilizar os 6 jogos sérios de ID GAMES para a capacitação de competências de pessoas com deficiência intelectual.

O curso é composto por 4 módulos e está disponível em 5 línguas (inglês, grego, português, romeno, polaco). A participação no mesmo é gratuita, por isso sinta-se à vontade para se inscrever e assistir a todos ou a módulos específicos que lhe interessem! Após a conclusão de todos os módulos do E-curso e a avaliação dos seus resultados de aprendizagem através de pequenos questionários, receberá um certificado de participação!


### Guia

O guia seguinte irá ajudá-lo a atravessar a plataforma. Desfrute-a!


## Inscrição

Para se registar na nossa plataforma, clique no menu ou no botão no canto superior direito.




O próximo passo é preencher o formulário. Todos os campos com este sinal são de preenchimento obrigatório! 


### Choose your username and password


Username 


The password must have at least 8 characters, at least 1 digit(s), at least 1 lower case letter(s), at least 1 upper case letter(s), at least 1 non-alphanumeric character(s) such as as \*, -, or #


Password 

### More details

Email address 

Email (again) 

First name 

Surname 

City/town

Country

Tenha cuidado na secção da palavra-passe. A palavra-passe deve ter pelo menos 8 caracteres, pelo menos 1 dígito(s), pelo menos 1 letra(s) minúscula(s), pelo menos 1 letra(s) maiúscula(s), pelo menos 1 carácter(es) não alfanumérico(s), tais como \*, -, ou #. Por exemplo, Idgames1#

Depois de estar pronto, prima o botão Criar a minha nova conta.

Este é o ecrã final..



An email should have been sent to your address at [mousafirivasilis@gmail.com](mailto:mousafirivasilis@gmail.com)

It contains easy instructions to complete your registration.

If you continue to have difficulty, contact the site administrator.

Continue

Um e-mail com um link de verificação chega à sua conta de e-mail. Não se esqueça de verificar a sua pasta de spam!

A new account has been requested at 'E-LEARNING PLATFORM OF ID GAMES PROJECT' using your email address.

To confirm your new account, please go to this web address:

<https://lms.idgames.eu/login/confirm.php?data=XCTN9yGxcjQ04Fy/vaskarditsa>

In most mail programs, this should appear as a blue link which you can just click on. If that doesn't work, then cut and paste the address into the address line at the top of your web browser window.

If you need help, please contact the site administrator,

IDGames Project  
[euprojects@e-sl.gr](mailto:euprojects@e-sl.gr)

Deve premir o link para activar a sua conta plataforma.

Após pressionar o link será redireccionado para a plataforma e verá a confirmação. A sua inscrição foi confirmada

Your registration has been confirmed

Continue

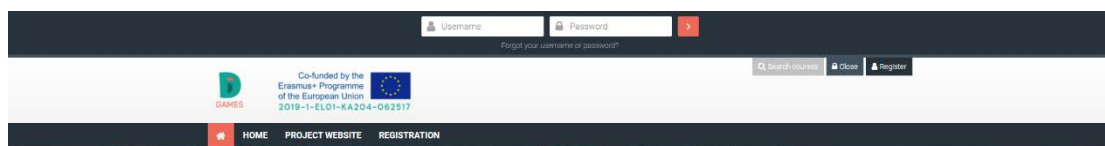
Agora pode entrar na plataforma!

## Login

Pode iniciar sessão pressionando o botão de início de sessão na posição superior direita



Depois disso, verá a barra de extensão que lhe permitirá introduzir o nome de utilizador e a palavra-passe que introduziu no formulário de registo.



No caso de colocar credenciais erradas, verá o seguinte ecrã:



Invalid login, please try again

vaskarditsa

\*\*\*\*\*

Remember username

Log in

[Forgotten your username or password?](#)

Cookies must be enabled in your browser [?](#)

Is this your first time here?

For full access to this site, you first need to create an account.

Create new account

ente novamente ou pode clicar em esquecer o seu nome de utilizador ou palavra-passe para os reiniciar.

# Página inicial

Após o seu login bem sucedido, verá a página inicial da Plataforma.

**Welcome to ID GAMES e Course**

Thank you for registering to ID GAMES course!  
Please choose the language of the course

English course, Greek course, Polish course, Italian course, Portuguese course

**1. Introduction**  
This module introduces the course and provides an overview of the course objectives and the structure of the course. It also includes information about the course materials and the support available throughout the course.

**2. Overview of intellectual disability**  
This module provides an overview of intellectual disability, including its definition, prevalence, and the challenges faced by individuals with intellectual disability. It also discusses the importance of understanding and supporting individuals with intellectual disability.

**3. Inclusion of people with ID through serious games**  
This module explores the use of serious games as a tool for promoting the inclusion of people with intellectual disability. It discusses the benefits of serious games and provides examples of how they can be used in educational and training contexts.

**4. Inclusion of people with ID through ID GAMES workshops**  
This module focuses on the ID GAMES workshops, which are designed to provide individuals with intellectual disability with the opportunity to learn and develop their skills through interactive and engaging activities.

**Registration and enrolment process**  
If you are interested in enrolling in the ID GAMES course, please follow the registration and enrolment process. This process involves creating an account, providing your contact information, and selecting the course you wish to enroll in.

**Step 2: Send to e-mail**  
If you have already registered, you can return to the course page to access your materials and progress.

**Partnership**  
The ID GAMES project is supported by a network of partners, including the European Union, Erasmus+, and various organizations in the field of intellectual disability.

**More about the ID GAMES project**  
The ID GAMES project is a European Union-funded initiative aimed at promoting the inclusion of people with intellectual disability through the use of serious games and interactive learning environments. The project is led by the University of Applied Sciences in Osnabrück, Germany, and involves a consortium of partners from across Europe.


**ID GAMES website**

Erasmus+ project funded by the European Union  
Erasmus+ project funded by the European Union  
Erasmus+ project funded by the European Union





Partnership  
Erasmus+ project funded by the European Union

Facebook, Twitter

Aqui pode seleccionar a língua que gostaria de assistir ao curso electrónico ID Games, clicando na bandeira desejada.



Depois dessa secção pode encontrar os quatro módulos do e-curso.

<p><b>1.</b> Introduction</p> <p>Through this introductory module you will:</p> <ul style="list-style-type: none"><li>- learn more about the ID GAMES project</li><li>- meet the partners of the project</li><li>- meet the instructors of the lessons as well as the project's team members</li><li>- learn through a guide how to utilize the e-course the best way</li></ul> 	<p><b>2.</b> Overview of Intellectual disability</p> <p>The key learning outcomes will be:</p> <ul style="list-style-type: none"><li>- defining the term Intellectual disability and the severity levels</li><li>- realizing the main needs of people with intellectual disabilities and the existing methods of supporting them</li><li>- investigating the attitudes of nondisabled people towards people with intellectual disability</li><li>- realizing the societal changes that enforce the social inclusion of people with intellectual disabilities</li><li>- reflecting on the inclusion methods of your country</li></ul> 
<p>Module 1- Introduction English Course (English)</p> <p><a href="#">Read more</a></p>	<p>Module 2- "An Overview of Intellectual Disability" English Course (English)</p> <p><a href="#">Read more</a></p>
<p><b>3.</b> Inclusion of people with ID through serious games</p> <p>The key learning outcomes will be:</p> <ul style="list-style-type: none"><li>- understanding what is a serious game</li><li>- reflecting on ways that games can support people with intellectual disabilities</li><li>- investigating how to adapt a game for specific needs</li><li>- learning how to play the 6 serious games of ID GAMES project</li><li>- reflecting on the views of professionals about the games</li><li>- experiencing the power of games on people with intellectual disabilities</li></ul> 	<p><b>4.</b> Inclusion of people with ID through ID GAMES workshops</p> <p>The key learning outcomes will be:</p> <ul style="list-style-type: none"><li>- understanding the objectives and the purpose of the event</li><li>- learning step by step how to implement the co-creation game workshops</li><li>- realizing the challenges and the opportunities</li><li>- reflecting on the views of professionals</li><li>- experiencing the change of attitudes on the participants of the workshops</li></ul> 
<p>Module 3- "Inclusion of pwID through Serious games" English Course (English)</p> <p><a href="#">Read more</a></p>	<p>Module 4- "Inclusion of pwID through ID GAMES workshops" English Course (English)</p> <p><a href="#">Read more</a></p>

O tempo todo na plataforma no topo pode encontrar o menu no topo onde pode aceder ao botão de início, os módulos que viu, o website do projecto e este guia.





## Página do módulo

Vamos ver como aceder a cada módulo.

The screenshot shows the top of a course page. At the top, there is a header with logos for ID GAMES and the Erasmus+ Programme of the European Union (2016-1-EL01-KA204-062517). Below this is a navigation bar with links: My modules (1/1), HOME, PROJECT WEBSITE, and REGISTRATION. The main content area is titled 'Module 1- Introduction'. On the right, there is a 'Navigation' sidebar with a tree view: Home, Dashboard, Site pages, My modules, Module 1- Introduction (expanded), Participants, Description, 1.1. Module Presentation, 1.2. Presentation of the Project & Partnerships, Module 2- 'An Overview of Intellectual Disability', Module 3- 'Inclusion of pwID through Serious games', Module 4- 'Inclusion of pwID through ID GAMES work...', and Courses. Below the navigation sidebar is an 'Administration' section with 'Course administration' and 'Unenrol me from Module 1- Introduction'. The main content area has a 'Description' section with a list of bullet points: 'Through this introductory module you will:', 'learn more about the ID GAMES project', 'meet the partners of the project', 'meet the instructors of the lessons as well as the project's team members', and 'learn through a guide how to utilize the e-course the best way'. Below this is a section for '1.1. Module Presentation' and '1.2. Presentation of the Project & Partnerships'.

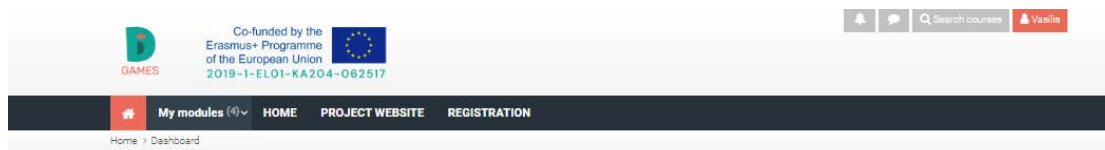
Pressionando o título, por exemplo 1.1. Apresentação do módulo abre-se e é possível ver o conteúdo.

This screenshot shows the '1.1. Module Presentation' section expanded. The 'Description' section is still visible at the top. Below it, the '1.1. Module Presentation' section is expanded, showing a video player with the title '1.1. 1st Module' and 'Why to attend Module 1?'. Below the video player is a list of bullet points: 'If you are interested to learn more about ID GAMES project', 'If you want to learn more about the partnership of ID GAMES', 'If you want to see the background of the instructors and organizational team', and 'If you want to understand better how to use the platform and its settings'. Below the video player is a play button icon. At the bottom, the '1.2. Presentation of the Project & Partnerships' section is visible but not expanded.

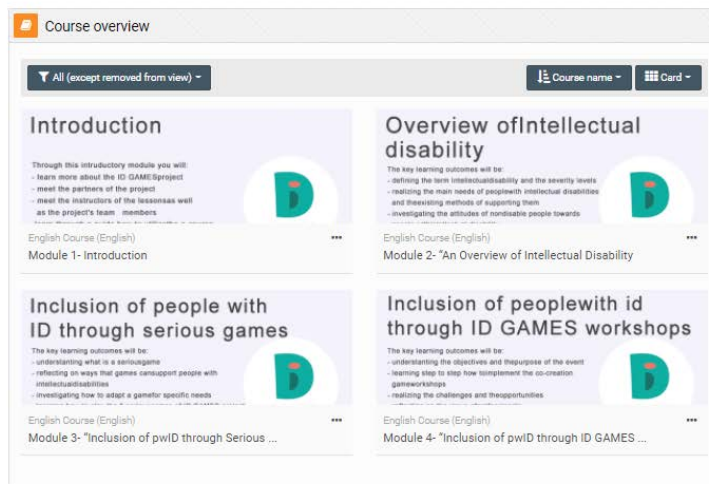
No lado direito pode aceder a todos os módulos e ao painel de instrumentos.

## Painel de instrumentos


Aqui está um mini painel de controlo da plataforma. Pode aceder a todos os módulos que observar.



The top navigation bar features the GAMES logo on the left, followed by the text 'Co-funded by the Erasmus+ Programme of the European Union 2019-1-EL01-KA204-062517' and the European Union flag. On the right, there are icons for a bell, a speech bubble, a search bar labeled 'Search courses', and a 'Yasifa' button. Below this is a dark navigation menu with 'HOME', 'PROJECT WEBSITE', and 'REGISTRATION' links, and a 'My modules (4)' dropdown menu.



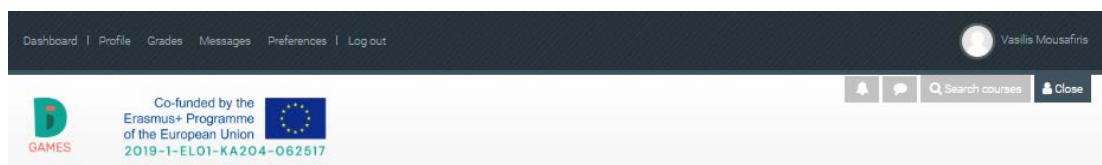
The 'Course overview' dashboard displays a grid of four course modules. Each module card includes a title, a brief description of learning outcomes, and a small GAMES logo icon. The modules are: 1. Introduction, 2. Overview of Intellectual disability, 3. Inclusion of people with ID through serious games, and 4. Inclusion of people with id through ID GAMES workshops. Each card also indicates it is an 'English Course (English)' and has a three-dot menu icon.



The 'Navigation' sidebar provides a hierarchical menu. It starts with 'Home', followed by 'Dashboard', 'Site pages', 'My modules', and 'Courses'. Under 'My modules', there are four sub-items: 'Module 1- Introduction', 'Module 2- "An Overview of Intellectual Disability"', 'Module 3- "Inclusion of pwID through Serious games"', and 'Module 4- "Inclusion of pwID through ID GAMES work..."'. The 'Courses' item is also visible at the bottom.

## Perfil

Se premir o botão vermelho com o seu nome no canto superior direito, pode aceder a este menu:



- Aqui pode ir:
- - Painel de instrumentos
- - Perfil
- - Classificações
- - Mensagens
- - Preferências
- - Sair (sair da plataforma)

## Perfil

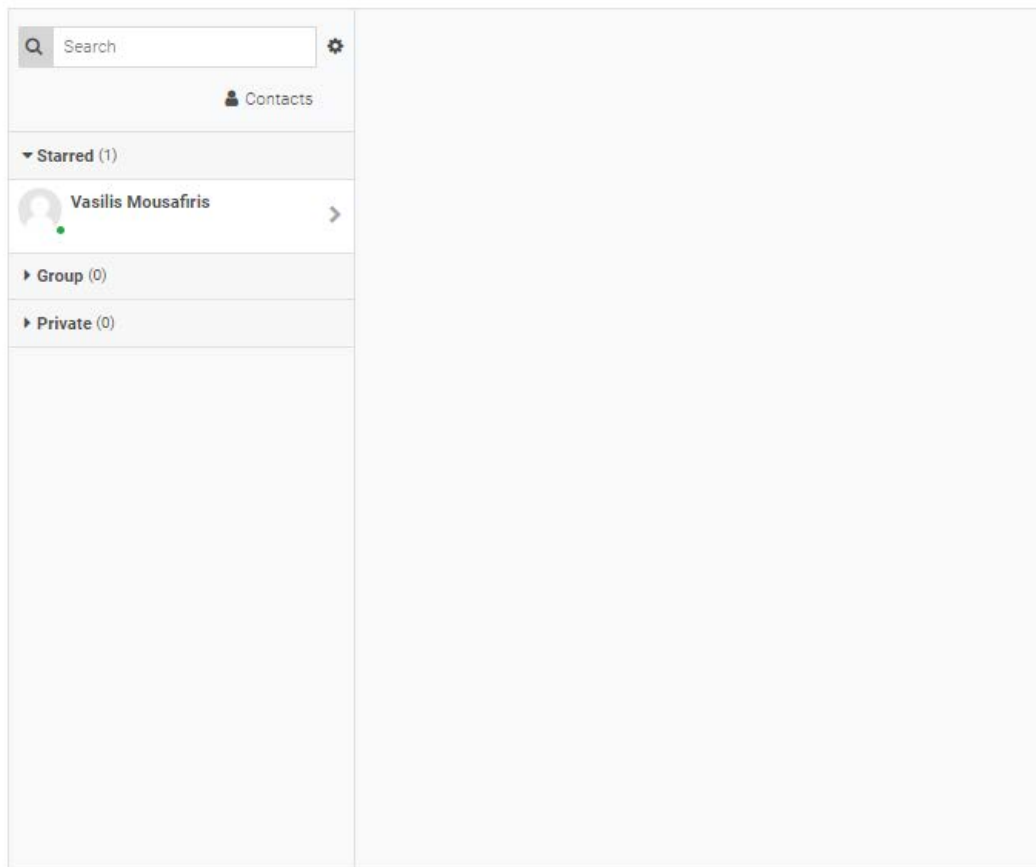
Aqui pode alterar os seus detalhes de perfil, estatísticas de acesso e definições diversas.

## Classificações

Aqui serão afixadas as notas dos questionários através da plataforma.

## Mensagens

Nesta secção pode comunicar com outros utilizadores da plataforma. Deve conhecer os nomes de utilizador de outros utilizadores.



## Preferências

Esta secção é para utilizadores mais moderados.

