



GAMES

(2019-1-EL01-KA204-062517)



Co-funded by the
Erasmus+ Programme
of the European Union



GAMES

Platform Guide



Co-funded by the
Erasmus+ Programme
of the European Union



GAMES

(2019-1-EL01-KA204-062517)



Co-funded by the
Erasmus+ Programme
of the European Union

Contents

Welcome.....	2
About the project	2
About the E-course of ID GAMES	2
Guide	2
Registration	3
Login	5
Home Page	6
Module Page.....	8
Dashboard	9
Profile	10
Profile	10
Messages	10
Preferences.....	11



Co-funded by the
Erasmus+ Programme
of the European Union



GAMES

(2019-1-EL01-KA204-062517)



Co-funded by the
Erasmus+ Programme
of the European Union

Welcome

About the project

The "ID GAMES" project is based on the belief that each person should be given the chance to be accepted, valued and have equal opportunities to develop their skills and personality. Social inclusion of people with disabilities, are the key aims of the "ID GAMES" project which proposes a new methodology of participatory living labs for inclusion of people with intellectual disabilities through the co-creation of games in local communities.

Moreover, ID GAMES empowers the practical, cognitive and social skills of people with intellectual disabilities through 6 serious games that have been created with their participation from the concept idea till the refinement. Finally, it enhances the skills and competences of trainers of people with intellectual disabilities, relevant professionals, caregivers and organizations addressing them through this E-course.

About the E-course of ID GAMES

This e-course is the culmination of ID GAMES project's efforts. It is targeted at trainers, carers and people of local community who are interested on the inclusion and empowerment of people with intellectual disabilities. The course will guide the participants through all steps of understanding the needs of people with intellectual disability, learning how to implement the innovative methodology of participatory game co-creation living labs as well as how to use the 6 serious games of ID GAMES for the empowerment of skills of people with intellectual disabilities.

The course consists of 4 modules and is available in 5 languages (English, Greek, Portuguese, Romanian, Polish). The participation on it is free, so feel free to enroll and attend all or specific modules that you are interested in! After the completion of all the modules of the E-course and the evaluation of your learning outcomes through small quizzes you will take a certificate of participation!

Guide

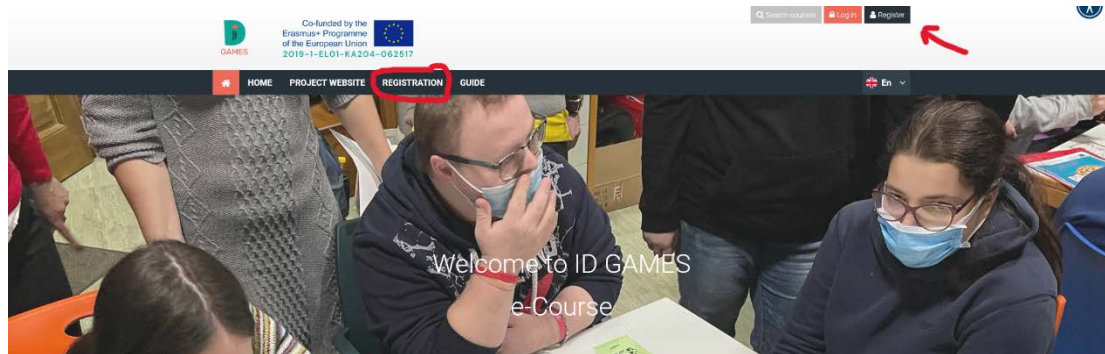
The following guide will help you through the platform. Enjoy it!



Co-funded by the
Erasmus+ Programme
of the European Union


Registration

To register to our platform please click on the menu or on the button in upper right corner.




Next step is to fill the form. All fields with this sign  are **mandatory!**


Choose your username and password


Username 


The password must have at least 8 characters, at least 1 digit(s), at least 1 lower case letter(s), at least 1 upper case letter(s), at least 1 non-alphanumeric character(s) such as as *, -, or #


Password 

More details

Email address 

Email (again) 

First name 

Surname 

City/town

Country



GAMES

(2019-1-EL01-KA204-062517)



Co-funded by the
Erasmus+ Programme
of the European Union

Be careful at the password section. The password must have at least 4 characters.

For example, **ldgames1#**

After you are ready press the **Create my new account** button.

This is the final screen.



An email should have been sent to your address at **mousafirivasilis@gmail.com**

It contains easy instructions to complete your registration.

If you continue to have difficulty, contact the site administrator.

Continue

An email with a verification link arrives at your email account. Don't forget to check your spam folder!

A new account has been requested at 'E-LEARNING PLATFORM OF ID GAMES PROJECT' using your email address.

To confirm your new account, please go to this web address:

<https://lms.idgames.eu/login/confirm.php?data=XCTN9yGxcjQ04Fy/vaskarditsa>

In most mail programs, this should appear as a blue link which you can just click on. If that doesn't work, then cut and paste the address into the address line at the top of your web browser window.

If you need help, please contact the site administrator,

IDGames Project
euprojects@e-sl.gr

You must press the link to activate your platform account.

After pressing the link you will be redirected to the platform and you will see the confirmation. **Your registration has been confirmed**

Your registration has been confirmed

Continue

Now you can login to the platform!



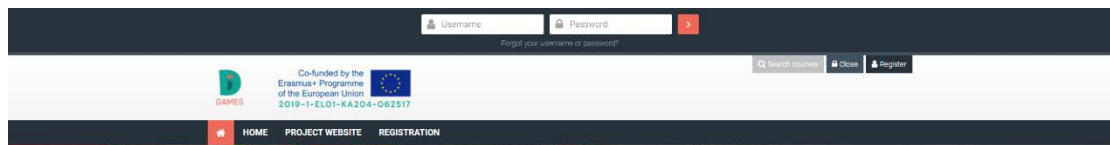
Co-funded by the
Erasmus+ Programme
of the European Union

Login

You can login pressing the login button at the top right position



After that you will see the bar to extend you will be able to input the username and the password you entered at the registration form.



In case you put wrong credentials you will see the following screen:



Invalid login, please try again

Remember username

[Log in](#)

[Forgotten your username or password?](#)

Cookies must be enabled in your browser [?](#)

Is this your first time here?

For full access to this site, you first need to create an account.

[Create new account](#)

Try again or you can click forgotten your username or password to reset them.



GAMES

(2019-1-EL01-KA204-062517)



Co-funded by the Erasmus+ Programme of the European Union

Home Page

After your successful login you will see Platform home page.

The screenshot shows the GAMES platform home page. At the top, there is a navigation bar with the GAMES logo and the Erasmus+ logo. Below the navigation bar is a large banner image showing a group of people sitting around a table, engaged in a game. The banner text reads "Welcome to ID GAMES e-Course".

Below the banner is a section titled "Participating in the GAMES course" with a "Go to the course" button. This section features five circular icons representing different countries: United Kingdom, Spain, Finland, Romania, and Portugal.

The main content area is divided into several sections:

- Introduction:** A section with a "Go to the course" button.
- Module 1: Introduction:** A card with a large number "1" and the word "MODULE" below it.
- Module 2: An Overview of the Internet Disability:** A card with a large number "2" and the word "MODULE" below it.
- Module 3: Internet of things through IoT devices:** A card with a large number "3" and the word "MODULE" below it.
- Module 4: Evolution of past through to GAMES technology:** A card with a large number "4" and the word "MODULE" below it.


Below the module cards is a "Registration" button. Further down, there is a "Partnership" section with logos for various partners including chello, euron, and others. At the bottom, there is a "Contact us" button and a footer with the Erasmus+ logo and the text "Co-funded by the Erasmus+ Programme of the European Union".




Co-funded by the Erasmus+ Programme of the European Union

The European Commission support for the production of this publication does not constitute an endorsement of the contents which reflects the views only of the authors, and the Commission cannot be held responsible for any use which may be made of the information contained therein".

Here you can select the language you would like to attend the ID Games e-course by clicking the desired flag.




After that section you can find the four modules of the e-course.




Module 1- Introduction
English Course (English)

[Read more](#)




Module 2- An Overview of Intellectual Disability
English Course (English)

[Read more](#)



Module 3- Inclusion of pwID through Serious games
English Course (English)

[Read more](#)



Module 4- Inclusion of pwID through ID GAMES workshops
English Course (English)

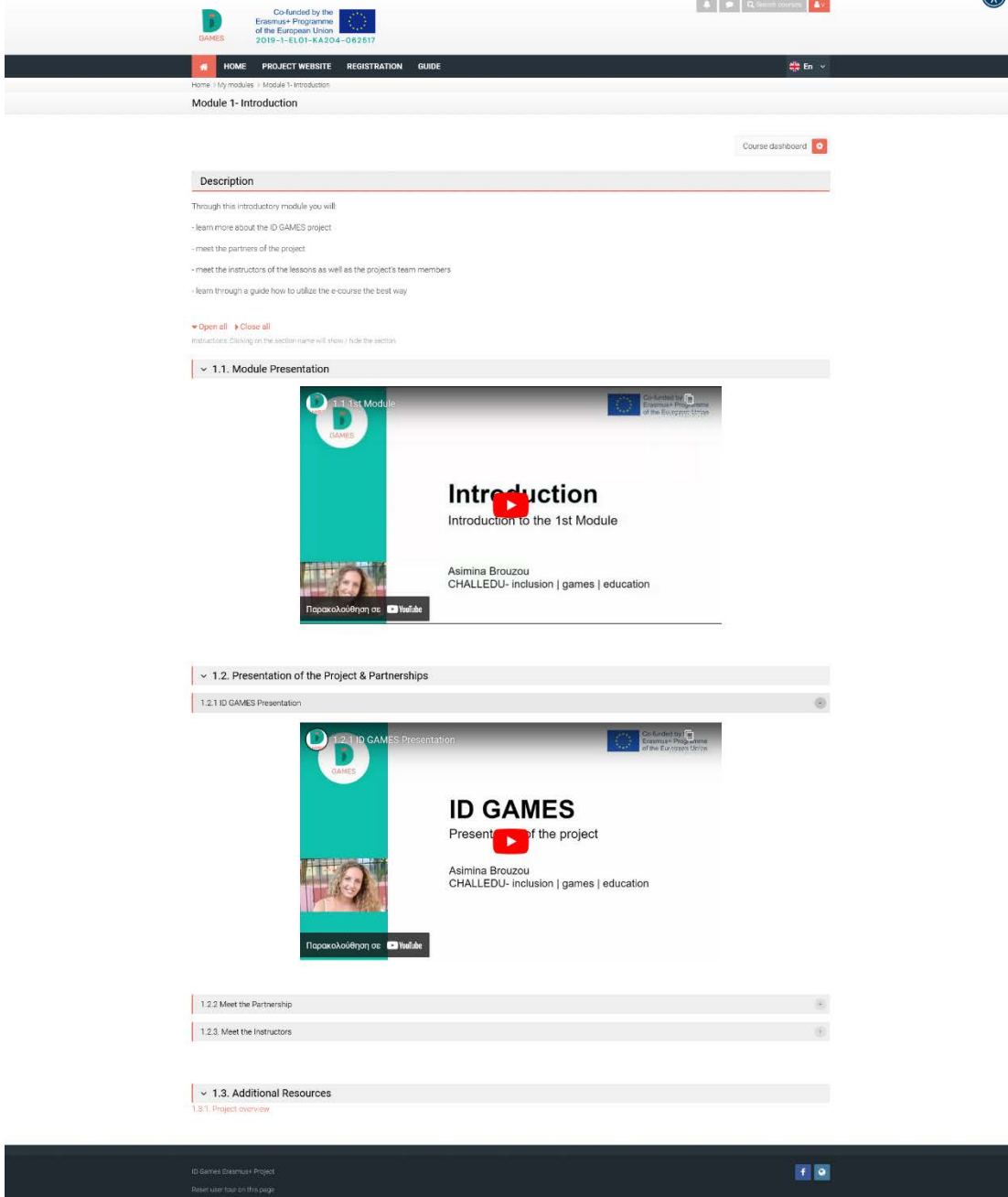
[Read more](#)

The whole time in the platform at the top you can find the menu at the top where you can access the home button, the modules you have seen, the project website and this guide.



Module Page

Let's see how to access every module.

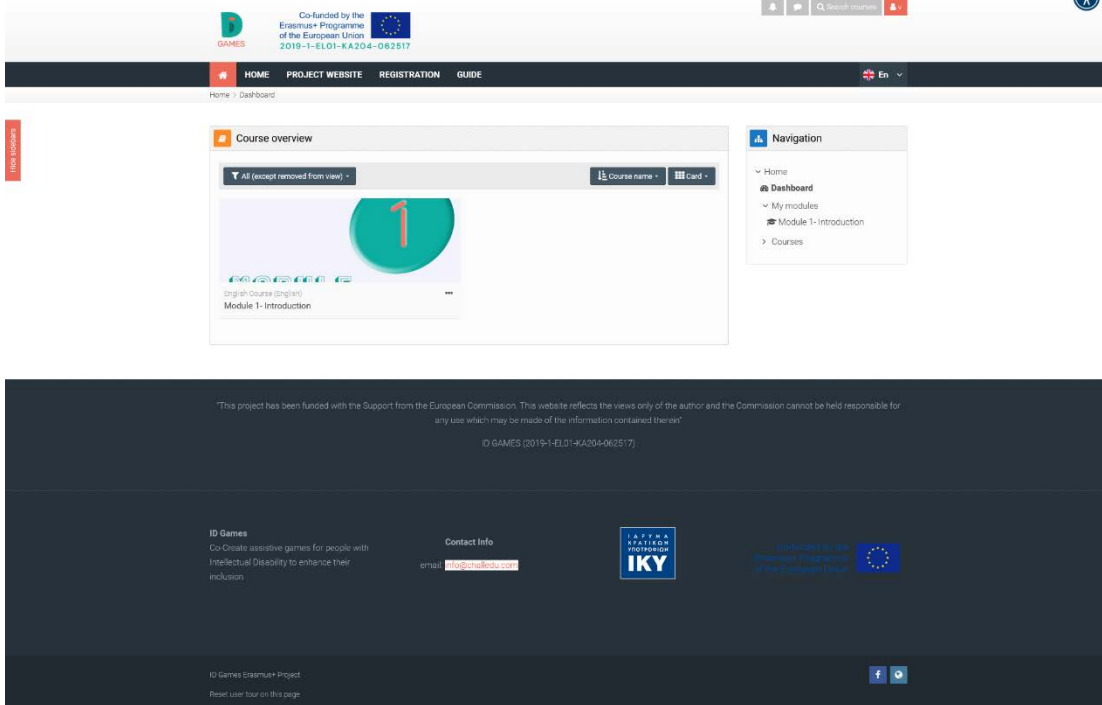


The screenshot shows the course dashboard for 'Module 1- Introduction'. At the top, there is a navigation bar with links for HOME, PROJECT WEBSITE, REGISTRATION, and GUIDE. Below this, the course title 'Module 1- Introduction' is displayed. A 'Description' section follows, detailing the introductory module's goals. The main content area features a video player for '1.1. Module Presentation' by Asimina Brouzou. Below the video, there is a list of additional resources, including '1.2.2 Meet the Partnership' and '1.2.3 Meet the Instructors'. The footer contains social media icons and a disclaimer.

By pressing the title for example **1.1. Module Presentation** it opens and you can watch the content.

Dashboard

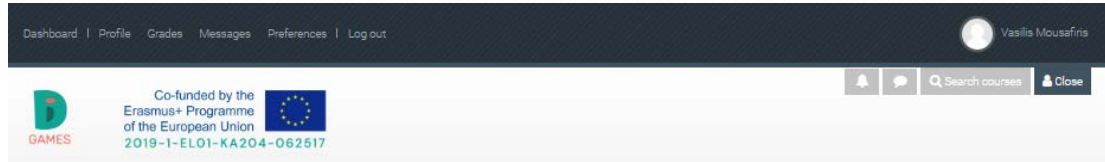
Here is a mini control panel of the platform. You can access all the modules you watch.



The screenshot shows the ID GAMES dashboard. At the top, there is a header with the ID GAMES logo, the project title 'Co-funded by the Erasmus+ Programme of the European Union 2019-1-EL01-KA204-062517', and a search bar. Below the header is a navigation menu with links for HOME, PROJECT WEBSITE, REGISTRATION, and GUIDE. The main content area is titled 'Course overview' and features a list of courses. The first course is 'English Course (English) - Module 1- Introduction', which is highlighted with a large green '1' icon. To the right of the course list is a 'Navigation' sidebar with links for Home, Dashboard, My modules, Module 1- Introduction, and Courses. At the bottom of the dashboard, there is a footer with a disclaimer: 'This project has been funded with the Support from the European Commission. This website reflects the views only of the author and the Commission cannot be held responsible for any use which may be made of the information contained therein.' Below the disclaimer is the ID GAMES logo and contact information, including the text 'ID Games Co-Create assistive games for people with Intellectual Disability to enhance their inclusion.' and 'Contact info email: help@idgames.com'. There are also logos for 'I A P T H A K A 2 0 1 9 2 0 2 0 4 0 6 2 5 1 7' and 'IKY', and a logo for 'Co-funded by the Erasmus+ Programme of the European Union'. Social media icons for Facebook and Twitter are also present.

Profile

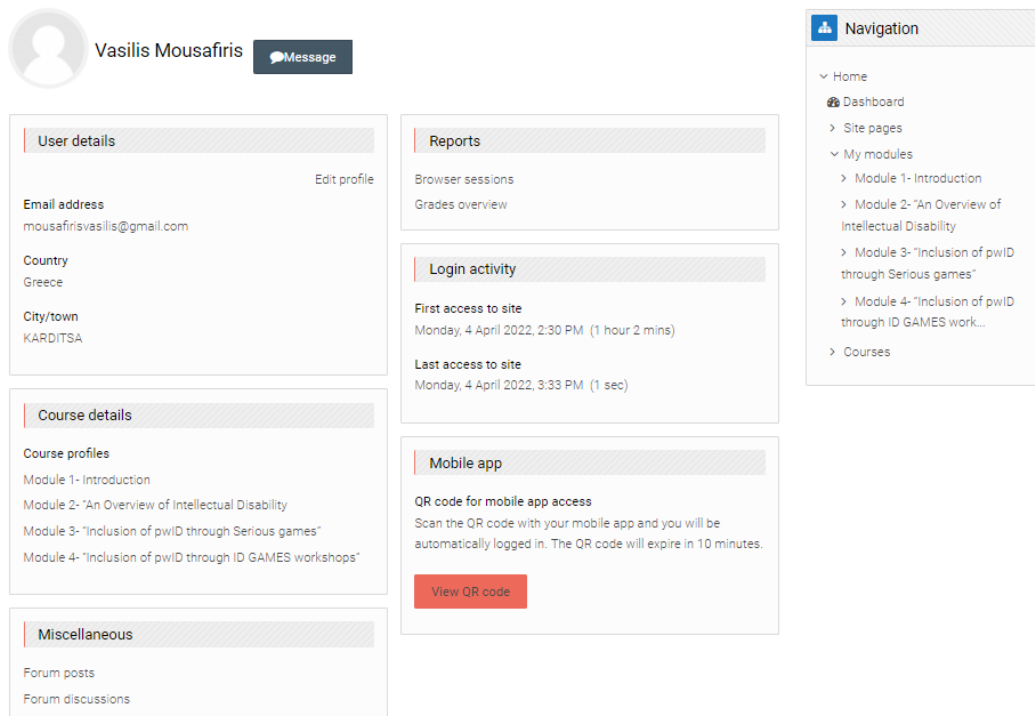
If you press the red button with your name at the top right you can access this menu:



Here you can go to:

- Dashboard
- Profile
- Messages
- Preferences
- Log out (leave platform)

Profile



Here you can change your profile details, access statistics and Miscellaneous settings.

Messages

In this section you can communicate with other users of the platform. **You must know other users' usernames.**

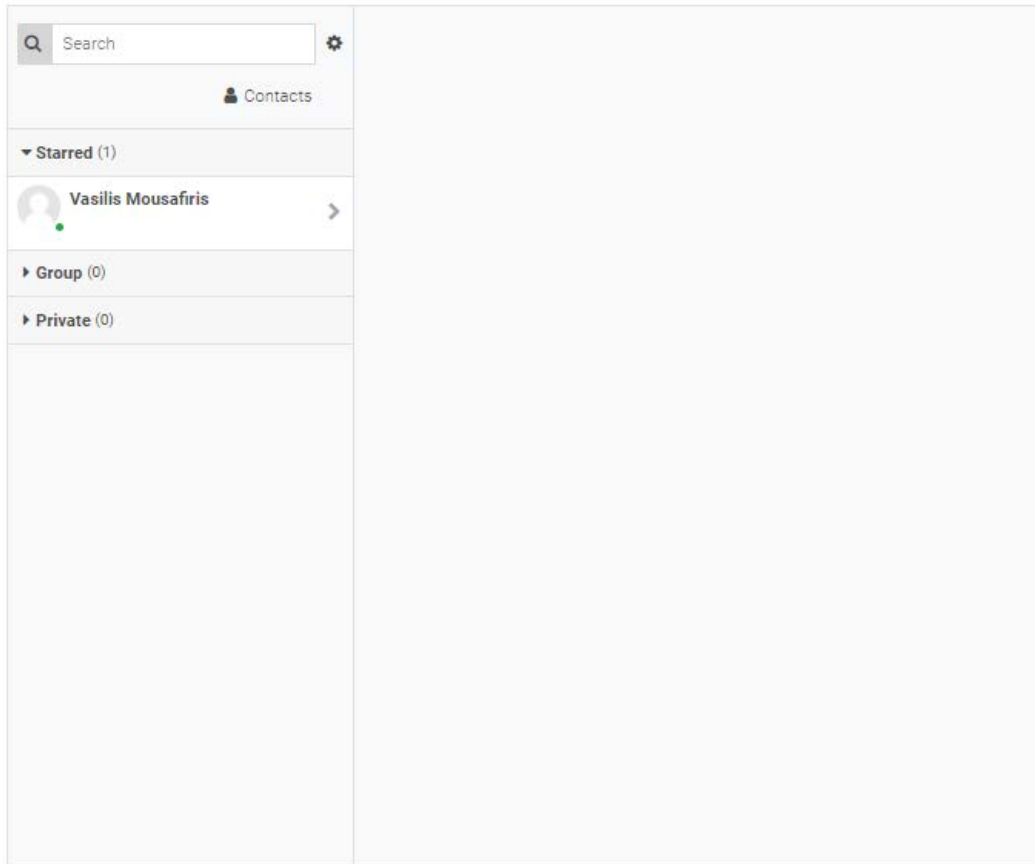


GAMES

(2019-1-EL01-KA204-062517)

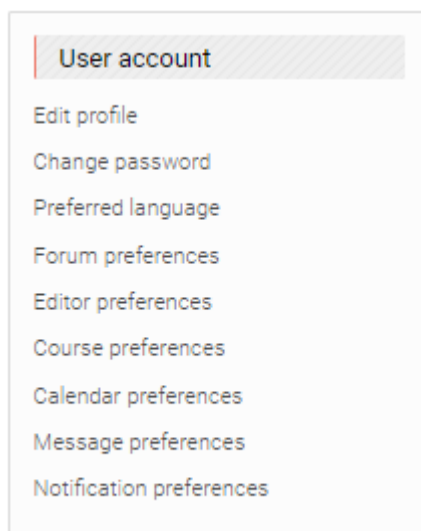


Co-funded by the
Erasmus+ Programme
of the European Union



Preferences

This section is for more moderate users.



Co-funded by the
Erasmus+ Programme
of the European Union